



State level Training Workshop on the SSF Guidelines
15th March 2023, Mumbai
MAHARASHTRA
Fisheries Development Programs and Schemes

*Akilandeshwari A.
Ph. D. Scholar
ICAR- CIFE, Mumbai*

What is a BUDGET?

- *A plan of how to / where to spend the money*
- Union & State Governments present the **Budget for every financial year** (April 1 to March 31) in Parliament / State Legislature: known as Annual Financial Statement of **estimated receipts and expenditure**.

Demand for Grants

- It is the proposed Budget that's is **'demanded as grants'** by each Department / Ministry in the Union & State for its programs, schemes for a particular year.
- Includes provisions for **revenue expenditures, capital expenditure, grants to states, loans and advances**.

Budget Estimate (BE), Budget Outlay, Plan Outlay

A budget estimate is a **forecast of the money needed** for the project / scheme. Refers to the amount that is ***expected to be spent*** during the forthcoming period. **Prepared before the financial year begins.**

Revised Estimate (RE) / BE (R)

An updated (revised) budget after a **mid-year review** of possible expenditure. **Thus, prepared during the middle of the financial year (Sept. October)**

While, Budget estimates represent the govt.'s wishes and ambitions, **Revised estimates show how the expenditure is likely to pan out.**

Central Sector Scheme (CS)

- Schemes / programs that are **designed, planned & 100% funded by Union/Central govt.**
- Based on Subjects from the Union List, the Centre designs CS

Centrally Sponsored Scheme (CSS)

- Schemes that are *implemented by States but Sponsored by Centre* with a defined shareholding: in the ratio of 50:50 or 90:10 or 80:20 or 70:30.
- **CSS** may be designed by either State or Centre or jointly.

State Scheme/State Sector Schemes

- Schemes that are **designed, implemented & 100% funded by States**

Fisheries Budget Estimate- Maharashtra 2022-23

| | 2022-23 estimates (₹ lakhs) |
|---|-----------------------------|
| State level scheme | |
| State share | 13742.25 |
| NABARD share | 3658.554 |
| Total state level | 17400.79 |
| District level scheme | |
| General plan | 6390.15 |
| Special component scheme | 13.03 |
| Tribal subplan | 50.35 |
| Out of tribal | 20.29 |
| Total district level plan | 6473.82 |
| Pradhan Mantri Matsya Sampada Yojana | |
| Central share | 9239.15 |
| State share | 6084.58 |
| Total PMMSY scheme | 15323.73 |
| | 39198.34 |

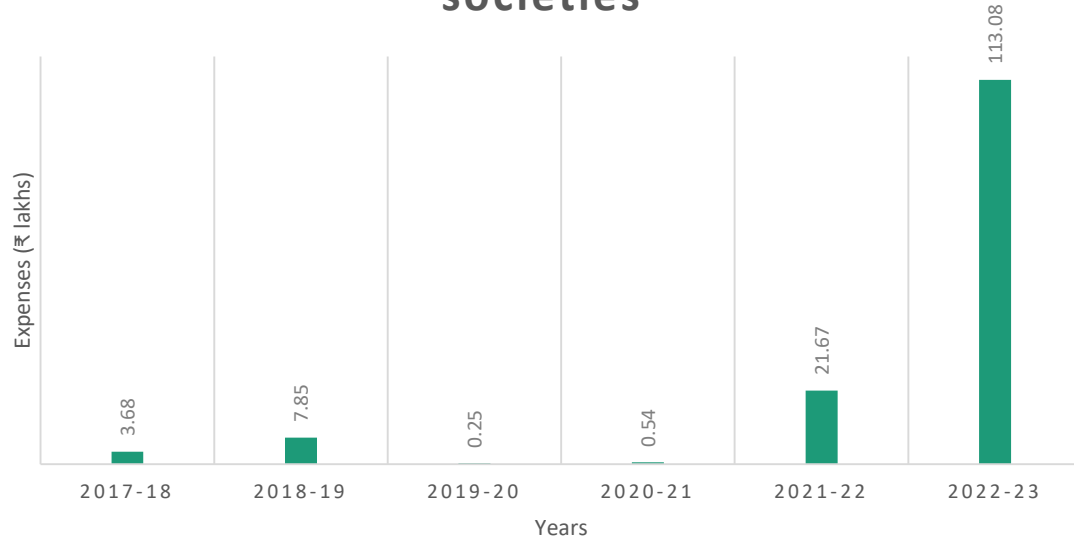
Plan: State level scheme

1. Development of Fishing ports (study groups)
2. Development of Fishing port under NABARD scheme
3. Modernization of Fishing port (Sassoon Dock)
4. Small fishing port construction (Karanja, Mirkarwada, Anandwadi)
5. Subsidiary constructions through voluntary grants
- 6. Mechanization of fishing boats and improvements in boats (Assisted)**
7. Preservation, Transportation and Sale of Fish (Assisted)

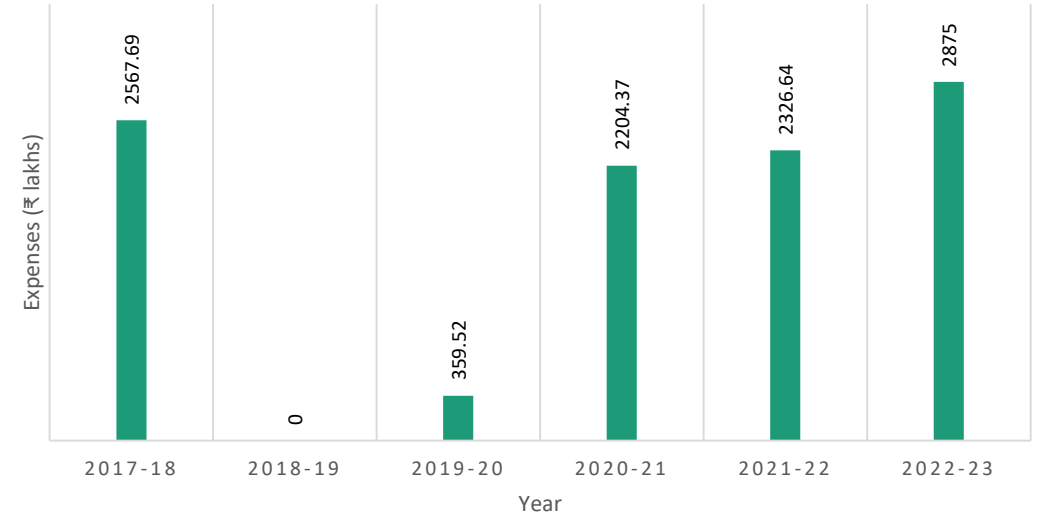
Plan: District level plan (General)

- 1. Assistance to Fishermen Cooperative Societies**
2. Establishment of Fish Seed Production Centre
3. Survey, improvement for development of fishing port (Development of fishing ports)
- 4. Mechanization of Fishing Boats and Improvement in Boats (Assisted)**
5. Development of small fishery ports (Dhadak program)
6. Aquaculture in impounded waters
- 7. Concession in electricity tariff to Fishermen Cooperative Societies**
- 8. Financial assistance on purchase of fishing equipments**

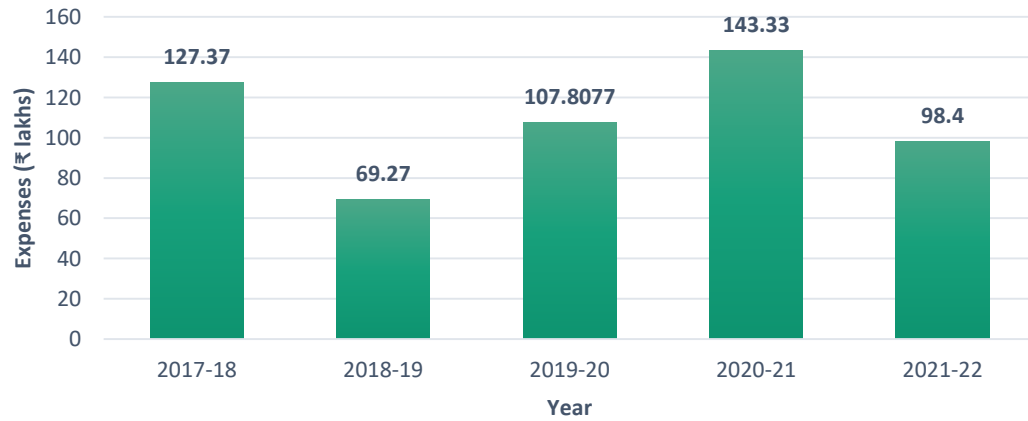
Assistance to Fishermen Cooperative societies



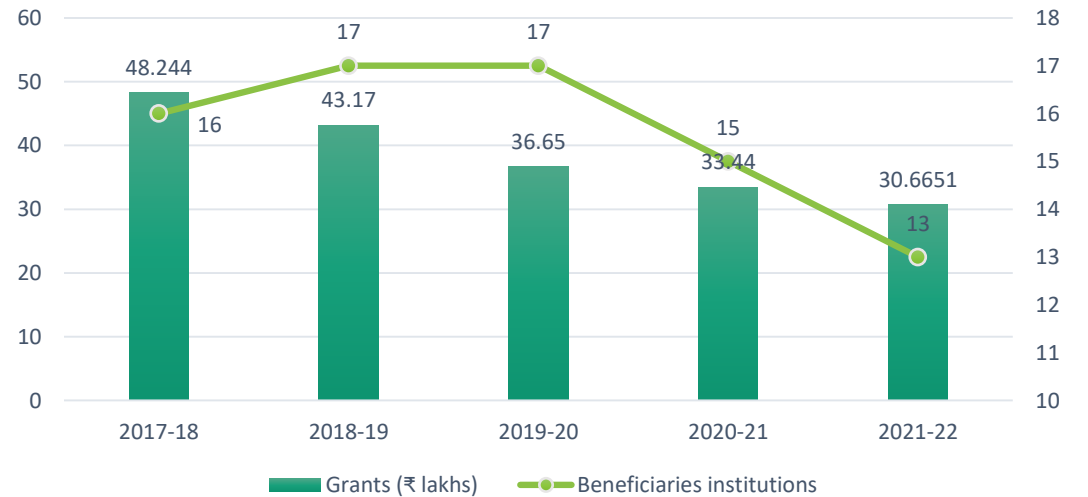
Development of small fishery ports



Financial assistance on purchase of fishing equipments



Concession in electricity tariff



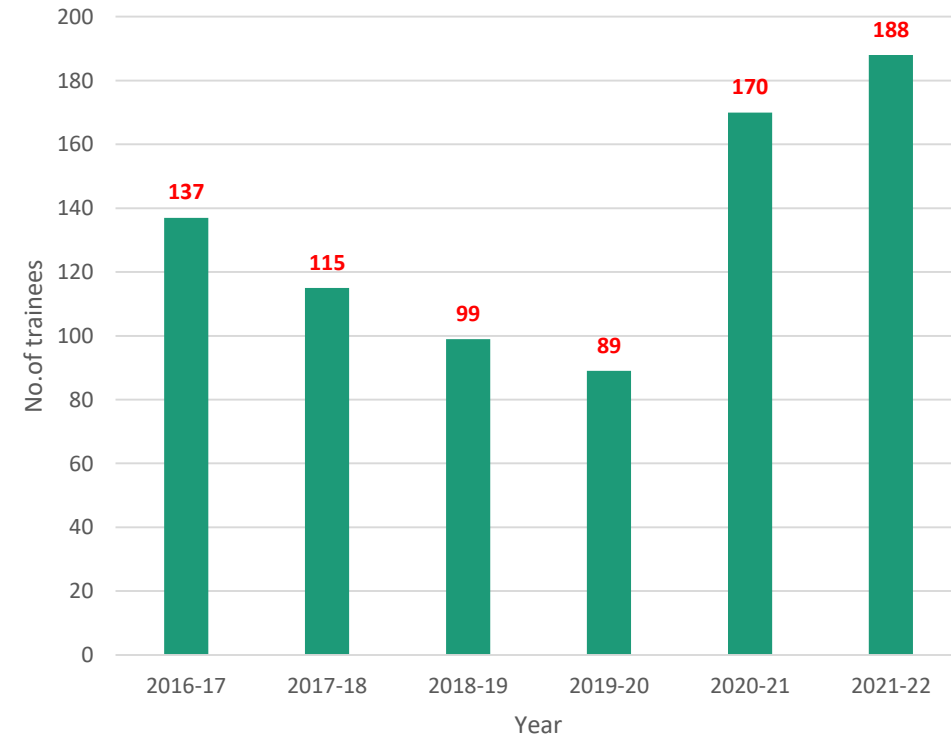
Non plan schemes (Mandatory)

- Reimbursement of sales tax on high-speed diesel oil
- Training of youth fishermen

Reimbursement of sales tax on high speed diesel oil



Training of youth fishermen



Pradhan Mantri Matsya Sampada Yojana (PMMSY)

(2020-21 to 2024-25)

<https://pmmsy.dof.gov.in/#schemeIntro>



Rs 20,050 Cr Investment in the ecosystem



Fish production to increase from 13.75 million metric tons (2018-19) to 22 million metric tons by 2024-25



Generation of 15 Lakhs direct gainful employment opportunities and thrice the number as indirect employment opportunities



Doubling exports earning from 46K Cr (2018-19) to 100K Cr (2024-25)

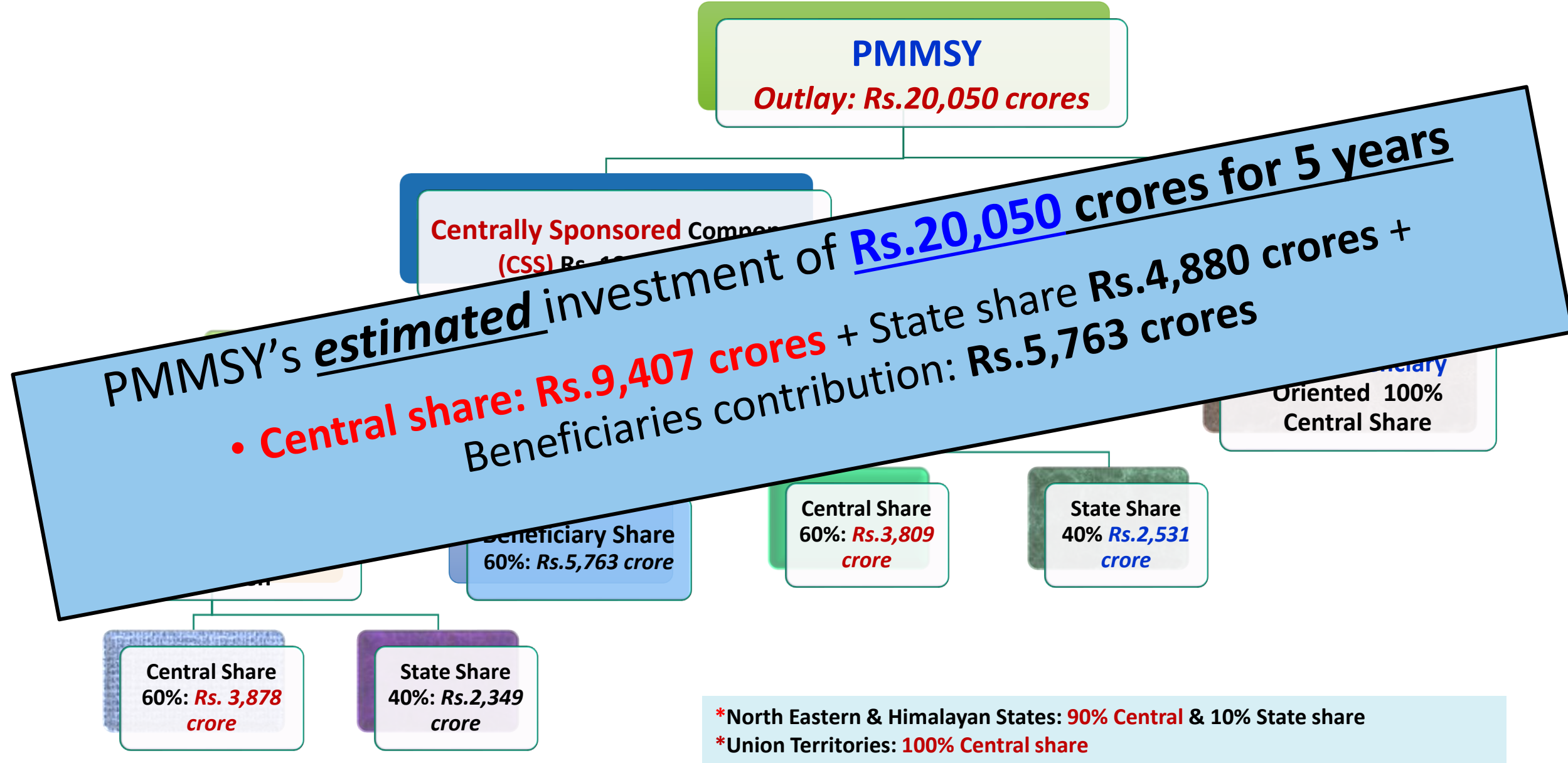


Reduction in post-harvest losses from 20-25% to 10%

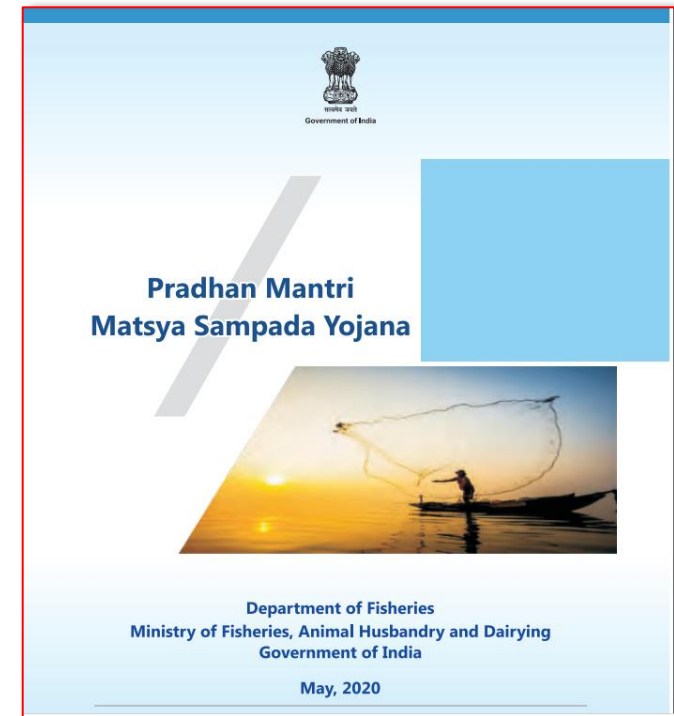
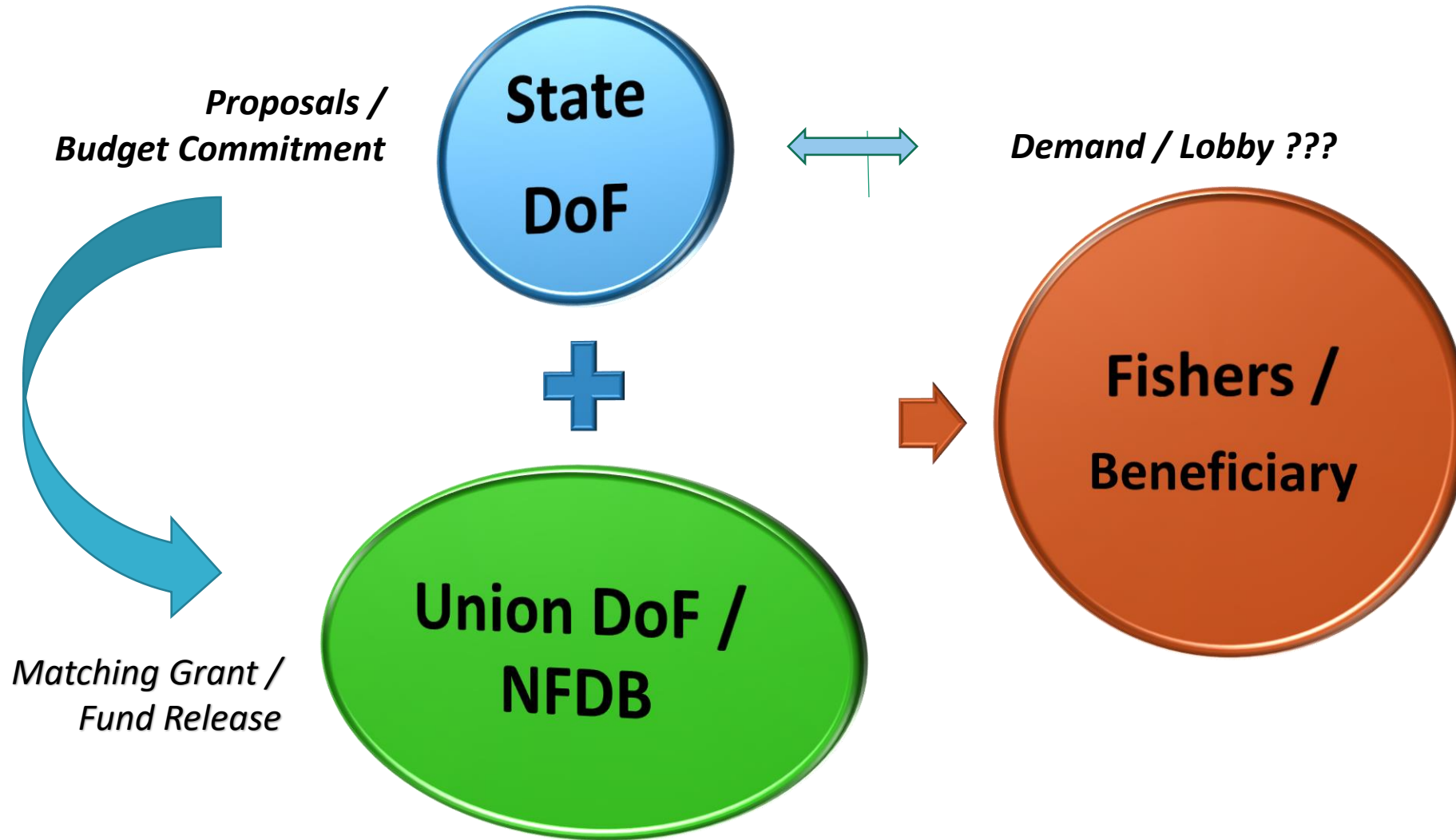


Doubling incomes of fishers and fish farmers

PMMSY: *Outlay* for 5 Years (2020-21 to 2024-25)



PMMSY: Structure & Funding



PMMSY: Central Sector Scheme (CS)

- 1) Genetic improvement programs and Nucleus Breeding Centers (NBCs)
- 2) Innovations & innovative projects/activities, technology demonstration including startups, incubators and pilot projects**
- 3) Training, awareness, exposure and capacity building
- 4) Aquatic quarantine facilities
- 5) Modernization of fishing harbors of central government and its entities**
- 6) Support to NFDB, Fisheries Institutions and regulatory Authorities of Department of Fisheries, GoI & **need based assistance to State Fisheries Development Boards**
- 7) Supports for survey & training vessels for Fisheries institutes including dredger TSD Sindhuraj owned by the Government
- 8) Disease monitoring and surveillance network
- 9) Fish data collection, fishers survey and strengthening of fisheries database
- 10) Support to security agencies to ensure safety and security of marine fishermen at sea
- 11) Fish farmers producer Organizations/Companies (FFPOs/Cs)**
- 12) Certification, accreditation, traceability and labeling
- 13) Administrative expenses for implementation of PMMSY (to meet expenses of both CSS and components)

A. ENHANCEMENT OF PRODUCTION & PRODUCTIVITY

(a) Development of Inland Fisheries and Aquaculture

**(b) Development of Marine Fisheries including Mariculture
& Seaweed cultivation**

- i. Establishment of Seaweed culture rafts including inputs (Rs.600/raft as subsidy: 40%)
- ii. Establishment of Seaweed culture with Monoline/tubenets (Rs.3000/unit)
- iii. Bivalve cultivation (mussels, clams, pearl etc. (Rs.8000 / unit)
- iv. Establishment of Open Sea cages (2L/Unit)

(c) Development of ornamental and recreational fisheries

(d) Technology Infusion and adaptation

B. POST-HARVEST & COLD CHAIN INFRASTRUCTURE

(a) Construction of Cold Storages/Ice Plants:

- (a) Motor cycle with Ice Box (Rs.30,000/bike);
- (b) Cycle with Ice Boxes (Rs.4000);
- (c) Three wheeler with Ice Box including e-rickshaws 1.2 lakh;
- (d) Live fish vending Centres (Rs.8 lakhs);
- (e) Refrigerated & Insulated vehicles (Rs.8-10 lakhs/vehicle);
- (f) Cold storage of 10 ton capacity (Rs.24 lakh)
- (g) Modernization of Cold storage /Ice Plant (Rs. 20 lakh)

(b) Fish Feed Mills

B. POST-HARVEST & COLD CHAIN INFRASTRUCTURE

c) Markets and Marketing infrastructure

- Construction of **fish retail markets** including ornamental fish/aquarium markets
- Construction of **fish kiosks** including kiosks of aquarium/ornamentalfish
- Fish **Value Added Enterprises Units**
- E-platform for **e-trading and e-marketing** of fish and fisheries products

d) Development of deep sea fishing

- Support for **acquisition of Deep sea fishing vessels** for traditional fishermen (48 lakhs/vessel)
- **Up gradation** of existing fishing vessels for **export Competency** (6 lakh/vessel)
- Establishment of **Bio-toilets** in mechanised fishing vessels (20,000/vessel)

C. FISHERIES MANAGEMENT & REGULATORY FRAMEWORK

- (a) Monitoring, Control and Surveillance** - Communication and/or Tracking Devices for traditional & motorised vessels like VHF/DAT/NAVIC/Transponders etc
- (b) Strengthening of safety and security of fishermen**
- (c) Fisheries Extension and support services:** Sagar Mitras
- (d) Insurance of fishing vessels and fishermen** - Insurance premium subvention for fishing vessels and insurance premium for fishers
- (e) Livelihood and nutritional support for fishers for conservation of fisheries resources**

PMMSY 2020-21 Expenditure in Maharashtra

Beneficiary oriented schemes

(₹ in crores)

| Category | Beneficiary number | Central share | State share | Beneficiary share | Total |
|-----------------|---------------------------|----------------------|--------------------|--------------------------|--------------|
| General | 132 | 5.71 | 3.81 | 14.28 | 23.81 |
| Women | 139 | 9.48 | 6.32 | 10.53 | 26.33 |
| SC | 54 | 2.88 | 1.92 | 3.20 | 8.02 |
| ST | 51 | 2.00 | 1.33 | 2.23 | 5.58 |
| Total | 376 | 20.07 | 13.38 | 30.24 | 63.74 |

PMMSY 2021-22 Expenditure in Maharashtra

Beneficiary oriented schemes

(₹ in crores)

| Category | Beneficiary number | Central share | State share | Beneficiary share | Total |
|-----------------|---------------------------|----------------------|--------------------|--------------------------|---------------|
| General | 342 | 12.19 | 8.13 | 30.49 | 50.83 |
| Women | 564 | 42.70 | 28.47 | 47.46 | 118.65 |
| SC | 148 | 11.73 | 7.82 | 13.03 | 32.58 |
| ST | 88 | 5.21 | 3.47 | 5.79 | 14.47 |
| Total | 1142 | 71.85 | 47.90 | 96.79 | 216.54 |

PMMSY 2021-22 benefits availed from marine fisheries components

1. Establishment of seaweed rafts
2. Open Sea Cage culture (100-120 m³)
3. Support for acquisition of Deep-sea fishing vessels for traditional fishermen
4. Providing boats (replacement) and nets for traditional fishermen
5. Ice plant/Cold Storage Construction 20 ton/ 30 ton/ 50 ton
6. Modernization of Cold storage / Ice Plant
7. Insulated vehicle of capacity 6 tons
8. Motorcycle with ice box
9. Three Wheeler with ice-box including E-Rikshaw for fish vending
10. Refrigerated Vehicle
11. Upgradation of fishing vessels for export competency

PMMSY 2021-22 Marine fisheries scheme components_District wise

| Districts | Central Share | State Share | Beneficiary share | Total Cost |
|------------------|----------------|---------------|-------------------|----------------|
| Thane | 227.4 | 151.6 | 336 | 1210 |
| Mumbai city | 67.08 | 44.72 | 116.2 | 228 |
| Mumbai suburban | 276.6 | 184.4 | 389 | 850 |
| Raigad | 300.24 | 200.16 | 344.1 | 844.5 |
| Ratnagiri | 449.43 | 299.62 | 891.29 | 1640.34 |
| Sindhudurg | 113.43 | 75.62 | 200.38 | 389.44 |
| | 1434.18 | 956.12 | 2276.97 | 5162.28 |

₹ in lakhs

